

The image features a decorative border on the left and right sides, consisting of various autumn leaves in shades of orange, yellow, and brown, along with clusters of red berries. The background is white with a pattern of small blue dots.

**Principles of Agriculture and
Student Council are
collecting for the first annual**

Fall Harvest Food Drive

From October 24th-31st!

**Drop off your cans or non-perishable
goods any morning on your way into the
school**



Friday's SEL Lesson



The Circle Process!

1. Ice breaker We will start by building connections to start opening up to each other.

2. Storytelling Then, we will do an activity to start piercing the surface.


3. Get personal After, we will explore problems and get more comfortable.

4. Reflections Finally, we will reflect, appreciate, and check-out to wrap it up.





Building Connections



Ice Breaker: 2 Truths and a Lie

- * Students will get into groups of 4-5
- * Youngest student will go first.
- * Students will think up and say two truths and a lie about themselves.
- * The other students in the group will guess the lie.
- * Give 5-7 minutes for students to play



Growth Mindset: *Is Failing Okay?*




Piercing the Surface



Watch the video
and discuss the
following question
as a class:

What's your
opinion on failure?





01
Whole Class
Circle



02
Small Group
Circles



Choice Board



03
Turn and Talk-
Whole Class Share out




04
Blend Course
Discussion Wall

Delving Deeper and Reflecting

Full Class Circle!

Instructions:

- Pick a prompt to respond to.
- In the circle, pass around the talking piece clockwise.
- Everybody will go around the circle and answer the prompt. If you don't want to speak, say pass and pass the talking piece to the next person.



What is something
you worry about
failing at?

-or-


Describe a time
when you failed
at something

Delving Deeper and Reflecting

Small Group Circle!

Instructions:

- Break into small groups of 6-8 people and form a circle.
- Find a simple talking piece (a pencil, a book, a ball) for each circle.
- Each circle will choose a prompt.
- Everybody will go around the circle and answer the prompt. If you don't want to speak, say pass and pass the talking piece to the next person.



What is something
you worry about
failing at?

-or-


Describe a time
when you failed
at something

Delving Deeper and Reflecting

Turn and Talk!

Instructions:

- Return to your seats.
- Pick a prompt to respond to as a class.
- Respond to the prompt in pairs, turning to the person closest to you. The youngest person shares first.
- Take turns sharing what you've discussed with the rest of the class.



What is something
you worry about
failing at?

-or-


Describe a time
when you failed
at something

Delving Deeper and Reflecting

Blend Discussion Wall!

Instructions:

- Teacher: Import this discussion post and post it on your advisory BLEND.
- Take 2-3 minutes to respond to the post.
- Then, take another few minutes to read student submissions. You can reply if you would like to.



What is something
you worry about
failing at?

-or-

Describe a time
when you failed
at something