

Back To Gorzycki

A new year, a new beginning



Upcoming Weeks Agenda

Week 3

August 29th (A Day): Tests and Handbook

August 30th (B Day): Student Success Guide

August 31st (A Day): Digital Footprints

September 1st (B Day): What is SEL and CPI?

September 2nd (C Day): SEL Circle

☆
 $\sqrt{123}$

8/29 Day 1!

Tests and Handbook

STUDY
HARD!



☆
 $+ \times \div$



Booklet Warm-Up Fun

83 things you should or should
not know by Middle School-Click
her to play! *If link does not work,
search for the title (83 things) to find it.*



Upcoming Tests

Map Growth Tests are starting today!!
Window: August 29th-September 9th.

SCA or Short Cycle Assessments
Window: October 3rd-October 14th



Food for Thought

The results of these tests inform teachers to where you are at academically. Many decisions are made by the results. Please take them seriously and do not rush. If you do rush or do not take it seriously, you might have to take them again or have extra work that does not relate to your capabilities.





TIME TO REVIEW AND SIGN HANDBOOK



Hand Book Study

Kahoot Quiz



[Click here to study the
handbook for our kahoot
game.](#)

[CLICK HER TO PLAY
KAHOOT](#)





Handbook Signature



Each teacher will have you either sign on blend or use this document to be emailed to them. This acknowledges your understanding of the handbook

https://docs.google.com/document/d/1_y7uGZbSzPzriPqoM1f50DR7UQpldtTtyLxsduU1BzY/copy

☆
 $\sqrt{123}$



8/30 Day 2!

Student Success Guide

STUDY
HARD!



+ x ÷





Teachers will guide you through a district-wide module on Blend.

Teachers please publish and work through the module on your Excel blend titled: Student Online Safety Learning Experience 3rd-12th Grade



☆
 $\sqrt{123}$

8/31 Day 3!
Digital Footprints



STUDY
HARD!

☆

+ x ÷





Teachers will guide you through a
district-wide module on Blend.

Teachers please publish and work through the module
on your Excel blend titled: **The Student Success Guide:**
Middle School



☆
 $\sqrt{123}$



9/1 Day 4!

What is SEL and CPI?

STUDY
HARD!

Slides provided by Student Council

Members:

Thea Gonzalez

Saachi Sawhney

Ashlyn Horek

Raeli Hawkins

☆
+ x ÷



What is SEL

SEL or Social Emotional Learning is the process advancing your self awareness, self management, social awareness, building relationships skills, and making responsible decisions. SEL makes a understructure for long-term, positive effect on communities.



Self Awareness

Self awareness is the ability to understand your own emotions and personality. Being self aware also means you know your strengths, limits, and values. This skill is displayed by knowing and understanding how you act, and using your mind to push yourself just the right amount.

What am I feeling right now?

What is making me feel this way?



Social Awareness

Social Awareness is the ability to understand what others feel and think, and empathize. This includes feeling compassion and figuring out other perspectives. People who have mastered this skill are able to understand broad social and historical conditions in different areas.

What is different about this situation?
Why do some people react differently in the same circumstance?



Relationship Skills

SEL helps relationship skills because you learn how to manage your anger and become a better friend. There are skills that will help you have better relationships with your peers. Relationship Skills help maintain and establish a healthy and rewarding relationship with diverse people.

Why is my friend reacting this way?
How are my actions affecting others?



Responsible Decision Making

Responsible decision making is the ability to make constructive and respectful choices about personal behavior and social interactions based on consideration of ethical standards, safety concerns, social norms, the realistic evaluation of consequences of various actions and the well-being of yourself and others.

How will this decision impact my immediate future?

What will happen if I choose to do this?



Cultural Proficiency and Inclusiveness

Cultural Proficiency is the inclusion of others no matter their culture. Cultural Proficiency or capability is the ability to be supportive and work well with others in cross-cultural settings.



The Problem

In the past, SEL has been a struggle at GMS.

Many students found it difficult to engage with, teachers have found it hard to teach, and most can agree that something should change.

The Problem

In the words of some GMS students:

“I feel like there can be better lessons.”

“It’s boring.”

“No one wants to do this.

“No one thinks it’s important.”

“What even is this?”

“Why should I care?”

“The topics aren’t relatable.”

“I feel like it’s not bad, but no one pays attention.”

“My teacher didn’t even do them.”

The Solution

Students will:

1. Come up with the topics.
2. Make the lessons.
3. Test the lessons before they are sent out.

And you can be
one of those
students!


Introducing: The SEL Committee

In order to better provide engaging, interesting, and relevant SEL lessons and policies, GMS will form a committee of 15+ students to discuss SEL topics, give feedback on lessons, offer insights into the GMS student experience, and contribute to the overall SEL process.

Students of all backgrounds are wanted in the committee, regardless of academic and/or behavior history on campus. If you have something to say about the GMS student experience, we want to hear it.

If you are interested, [fill out this form to be considered](#) for a position on the committee.

Scan the code or visit
tinyurl.com/SELGMS
to join.



☆
 $\sqrt{123}$

8/26 Day 5!
SEL Circle



STUDY
HARD!
☆

Slides provided by Student Council

Members:

Vera Lee

Kyung Joo Park

Eylee Pennings

Elena Zapiain

☆

+ x ÷



SEL Lesson

Community Circle

Next slides are all Student Created!

Purpose of Community Circle

- *Share*
 - *Feel comfortable*
 - *Build trust*
 - *Build relationships*
 - *Be heard*



The Circle *Process*

1. Ice breaker

We will start by building connections to start opening up to each other.

2. Storytelling

Then, we will do an activity to start piercing the surface.

3. Get personal

After, we will explore problems and get more comfortable.



4. Reflections

Finally, we will reflect, appreciate, and check-out to wrap it up.

Today's Theme...

Social Media

Community circles help us establish connections. This year, our goal is to reach deep topics to make a change in our classroom and school. Hence, we want people to actually share. We don't want to start with topics that are too personal or uncomfortable to talk about. For today's circle, we are going to start with a lighter topic so that we can get more comfortable with sharing.



Building *Connections*



Icebreaker: Telephone

- Everybody forms a circle in the classroom.
- The tallest person in the circle will start.
- The first person will start off by whispering at least two sentences to the person to the right of them.
- The next person will whisper the same sentence to the person next to them.
- We will continue this game until we circle back to the first person.
- That person will determine if the message went the whole way without getting it wrong, or if it changed along the way.

Piercing the *Surface*



Time to share! On the following slides, we will look at two different images. While still in the circle, follow the instructions to respond to each image. Remember to use a talking piece, which can be anything that is easy to pass around.

Remember the circle rules:


- Speak and listen from the heart
- Speak leanly and with empowerment
- Respect the talking piece
- Protect what is said in the circle

Piercing the *Surface*

Take a look at this photo. Think about what it means for a moment.. How does it make you feel? How does this image represent social media?



Piercing the *Surface*



Take a look at this photo. Think about what it means for a moment. How does it make you feel? How does this image represent social media?



☆ ✂

01

Whole Class
Circle

02

☆

Small Groups
Circle



CHOICE BOARD

✂

03

☆

Turn and
Talk-Whole
Class Share
out

04

✂

Blend Course
Discussion
Wall



Delving Deeper

And Reflecting

Full Class Circle



For you, which one of those images is a more accurate representation of social media and why?

-or-

Has social media ever affected your real life? How?

Instructions:

- Pick a prompt to respond to.
- In the circle, pass around the talking piece clockwise.
- Everybody will go around the circle and answer the prompt. If you don't want to speak, say pass and pass the talking piece to the next person.

Delving Deeper

And Reflecting

Small Group Circle



For you, which one of those images is a more accurate representation of social media and why?

-or-

Has social media ever affected your real life? How?

Instructions:

- Break into small groups of 6-8 people and form a circle.
- Find a simple talking piece (a pencil, a book, a ball) for each circle.
- Each circle will choose a prompt.
- Everybody will go around the circle and answer the prompt. If you don't want to speak, say pass and pass the talking piece to the next person.

Delving Deeper

And Reflecting

Turn and Talk



For you, which one of those images is a more accurate representation of social media and why?

-or-

Has social media ever affected your real life? How?

Instructions:

- Return to your seats.
- Pick a prompt to respond to as a class.
- Respond to the prompt in pairs, turning to the person closest to you. The oldest person shares first.
- Take turns sharing what you've discussed with the rest of the class.

Delving Deeper *And Reflecting* *Blend Discussion Wall*



For you, which one of those images is a more accurate representation of social media and why?

-or-

Has social media ever affected your real life? How?

Instructions:

- Teacher: Import [this discussion post](#) and post it on your advisory BLEND.
- Take 2-3 minutes to respond to the post.
- Then, take another few minutes to read student submissions. You can reply if you would like to.